

# J-DRain<sup>®</sup>-SWD

## Site Water Drainage

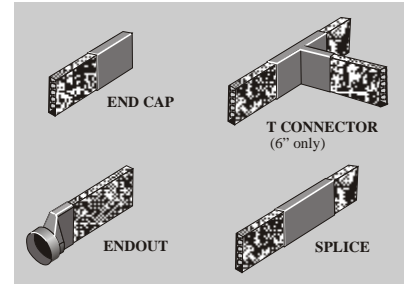


### APPLICATIONS


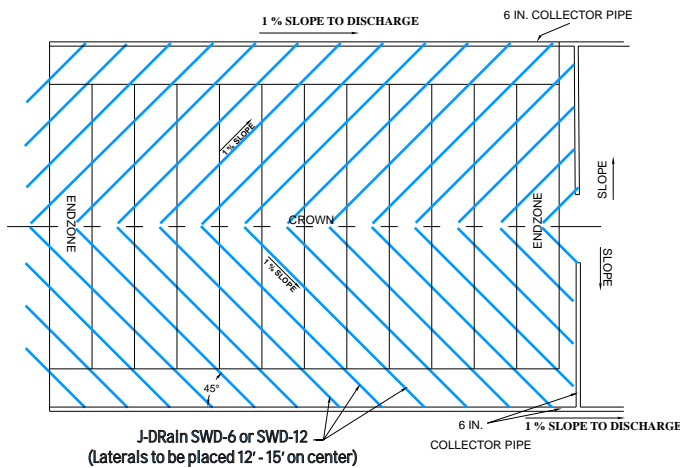
NATURAL TURF  
SYNTHETIC TURF  
LANDSCAPE



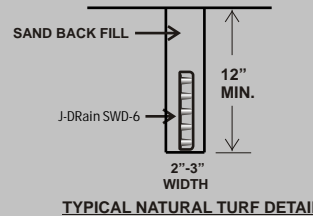
### Fittings



J-DRain SWD is a 3-dimensional, high-flow, drainage core which is wrapped with a non-woven filter fabric. It is designed to retain soil particles while allowing water to pass through the drain core for easy removal of water.



**NOTE:** J-DRain SWD-12 is placed horizontally across playing field and sloped to sideline trenches thus eliminating crossfield trenching.



**NOTE:** J-DRain SWD-6 is placed vertically in narrow trenches and sloped to sidelines. Narrow trenches are less intrusive to playing field.

## Physical Properties

<b>Core</b>	Compressive Strength (ASTMD-1621)	9,500 psf (455 kN/m <sup>2</sup> )
	Thickness (ASTM-1777)	1 In. (2.54 cm.)
	Flow (ASTMD-4716) (Hydraulic gradient = .1)	30 gpm/ft width (372 lpm/m)
<b>Roll</b>	Roll Weight:	35 / 65 / 95 / 120 lbs. (17 / 29 / 45 / 52 kgs.)
	Roll Width:	6" / 12" / 18" / 24" (15 / 30 / 45 / 60 cm.)
	Roll Length:	165 ft. (50.29 meters)

<b>Fabric</b>	Flow (ASTMD-4491)	140 gpm/ft <sup>2</sup> (5698 lpm/m <sup>2</sup> )
	Puncture (ASTMD-4833)	65 lbs. (.30 kN)
	AOS (ASTMD-4751)	70 U.S. Sieve (.212 mm)
	Grab Tensile (ASTMD-4632)	100 lbs. (.45 kN)

The information contained herein is believed by JDR Enterprises, Inc. to be accurate and is offered solely for the customer's consideration, investigation and verification. Determination of suitability for use is the responsibility of the user.

info@j-drain.com

www.j-drain.com

# JDR Enterprises, Inc.

292 S. Main St., Suite 200 Alpharetta, GA 30009  
(800) 843-7569 (770) 442-1461 Fax: (770) 664-7951